




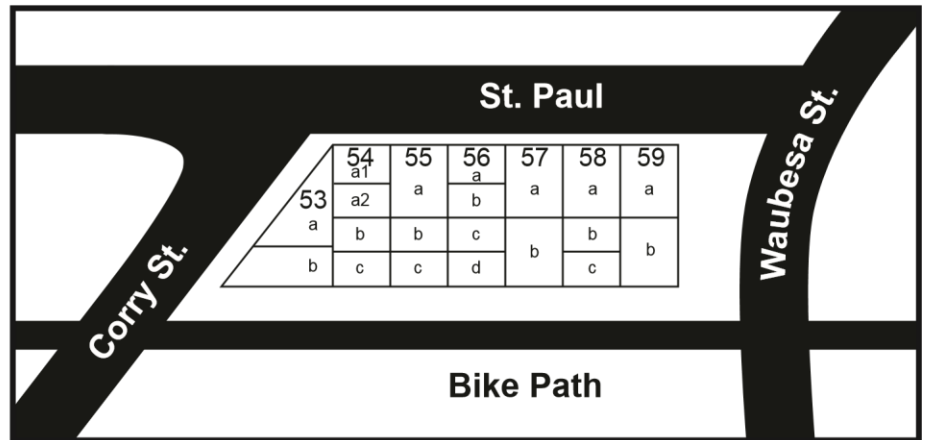
# Atwood Community Gardens Plot Map

June 2018 – Version 2

Not to scale

**KEY**

-  Water spicket
-  Compost (delivered in May)
-  Electrical (no gardening)



| Plot | Dimensions |
|------|------------|
| 1    | 26x35      |
| 2    | 25x45      |
| 3    | 28x41.1    |
| 4A   | 23x15      |
| 4B   | 23x15      |
| 4C   | 23x15      |
| 5    | 28x45      |
| 6    | 21x45      |
| 7A   | 12.5x22.5  |
| 7B   | 12.5x22.5  |
| 8A   | 13.5x22.5  |
| 8B   | 13.5x22.5  |
| 9A   | 25.9x14.6  |
| 9B   | 25.9x14.6  |
| 9C   | 25.9x14.6  |
| 9D   | 17.1x22    |
| 9E   | 17.1x22    |
| 10A  | 15x11.5    |
| 10B  | 15x23      |
| 10C  | 15x11.5    |
| 11A  | 15x11.5    |
| 11B  | 15x23      |
| 11C  | 15x11.5    |
| 12A  | 15x11.5    |
| 12B  | 15x23      |
| 12C  | 15x11.5    |
| 12D  | 12x25      |
| 12E  | 14x21      |
| 13A  | 17x20      |
| 13B  | 17x20      |
| 13C  | 6x14       |

| Plot | Dimensions |
|------|------------|
| 14A  | 16.5x26.5  |
| 14B  | 16.5x26.5  |
| 15A  | 20x26      |
| 15B  | 20x26      |
| 16   | 17x53      |
| 17a  | 16x31      |
| 17b  | 16x22      |
| 18a  | 24X13      |
| 18b  | 24X13      |
| 18c  | 24X26      |
| 19A  | 21x21      |
| 19B  | 21x30      |
| 20A  | 20x32      |
| 20B  | 20x24      |
| 21   | 19x52      |
| 22A  | 36x28      |
| 22B  | 18x23      |
| 22C  | 18 X 23    |
| 23A  | 19x27      |
| 23B  | 19X14      |
| 23C  | 19X13      |
| 24A  | 16.5x27    |
| 24B  | 16.5x27    |
| 25   | 18x54      |
| 26A  | 23x16      |
| 26B  | 23x19      |
| 26C  | 23x19      |
| 27A  | 22x27      |
| 27B  | 21x13.5    |
| 27C  | 22x14      |

| Plot | Dimensions |
|------|------------|
| 28   | 16x54      |
| 29   | 12x54      |
| 30A  | 25x27      |
| 30B  | 25x27      |
| 31A  | 15.5x35    |
| 31B  | 15.5x17    |
| 32A  | 12x28      |
| 32B  | 12x28      |
| 33A  |            |
| 33B  |            |
| 34A  |            |
| 34B  | 22x26.2    |
| 35A  | 21x28      |
| 35B  | 21x28      |
| 36A  | 37x28      |
| 36B  | 28x19      |
| 37A  | 13x27      |
| 37B  | 13x27      |
| 38   | 16x57      |
| 39A  | 23x28      |
| 39B  | 23x28      |
| 40   | 20X60      |
| 41   | 24x60      |
| 42A  | 24x19      |
| 42B  | 24x19      |
| 42C  | 24x19      |
| 43A  | 25x44      |
| 43B  | 24x15      |
| 44A  | 18x29      |
| 44B  | 18x29      |

| Plot | Dimensions |
|------|------------|
| 45A  | 17x30      |
| 45B  | 17x30      |
| 46   | 19x60      |
| 47   | 23x30      |
| 48A  | 15x30      |
| 48B  | 15x30      |
| 49   | 24x60      |
| 50A  | 13x29      |
| 50B  | 13x29      |
| 51A  | 15x30      |
| 51B  | 15x30      |
| 52A  | 15x30      |
| 52B  | 15x30      |
| 52C  | 10x30      |
| 52D  | 10x30      |
| 53A  | 24x17.5    |
| 53B  | 11x10.5    |
| 54A1 | 20x11      |
| 54A2 | 20x11      |
| 54B  | 20x10      |
| 54C  | 20x10      |
| 55A  | 20x20      |
| 55B  | 20x10      |
| 55C  | 20x10      |
| 56   | 20x40      |
| 57A  | 20x20      |
| 57B  | 20x20      |
| 58A  | 20x20      |
| 58B  | 20x10      |
| 58C  | 20x10      |
| 59   | 20x50      |